


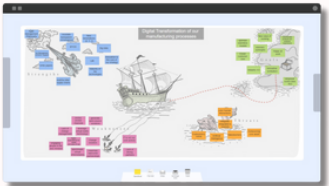
# 10 EXAMPLES OF VISUAL MANAGEMENT TOOLS

## Kanban boards



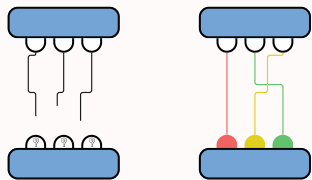
Visual monitoring of work tasks

## Mind Maps




Visual arrangement of concepts

## Poka-Yoke



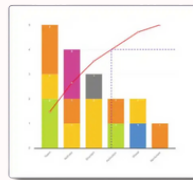
Error prevention mechanisms

## Andon Boards




Reporting issues on the lines

## Pareto Diagram



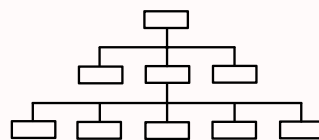
Identification of the predominant causes

## Gantt Diagram



Visual monitoring of work tasks

## Organizational charts



Representation of structures

## Dashboards



Visualization of essential indicators

## SQCDP



Monitoring key production KPIs

## Workflow

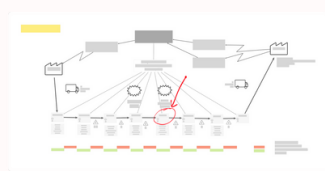


Illustration of procedural steps

Are you aware of any others?



Clément BONIOL



iObeya